

# Install Citrix Receiver for Apple Devices

This guide will help you install citrix receiver on your device, before you begin ensure you are connected to internet

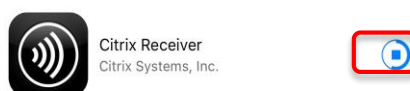



Open App Store and search for citrix receiver and tap on "GET" to start installing



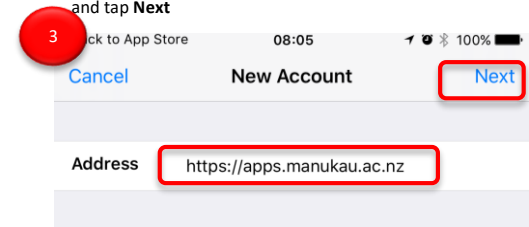
Search for Citrix Receiver in App Store

Tab on GET to start install and when installed you will get Open option.

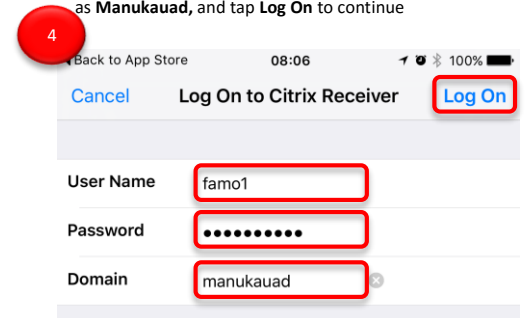
Tab on **Add Account**



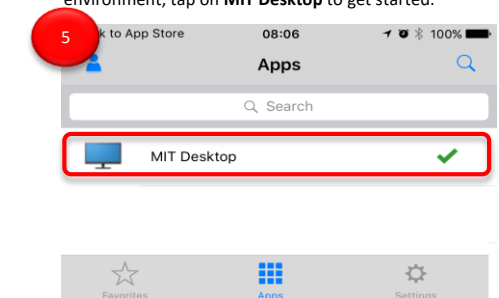
Enter the Address as shown: <https://apps.maukau.ac.nz> and tap **Next**



Enter your MIT username and password, please **Domain** as **Manukauad**, and tap **Log On** to continue



If details are correct you will log in to BYOD environment, tap on **MIT Desktop** to get started.



## Contact Us

For further support visit <http://icts.maukau.ac.nz/> or contact the Service Desk on 09 968 7600 option 2 MIT Otara, NB Block, Newbury Street, Otara | Private Bag 94006, Manukau 2241, Auckland, New Zealand T 09 9687600 | E icts.helpdesk@manukau.ac.nz | W icts.maukau.ac.nz